


Marabou Shad Minnow-Clouser Style
submitted by Jerry Snider



Marabou Shad Minnow—Clouser Style (dry)



Marabou Shad Minnow—Clouser Style (wet)

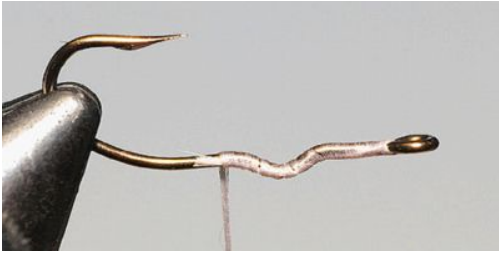
MATERIALS:

- Mustad 33900 Popper Hook, size #6 or #8
- Gray floss thread
- Dumbbell lead eyes, pearl w black pupil, small (1/40 oz) or medium (1/30 oz)
- Super glue (thin)
- White marabou
- Shad gray marabou
- Krystal Flash (pearl, silver or root beer)


TYING INSTRUCTIONS:



1. Debarb hook (optional), and insert in vise with hook point up.



2. Wrap floss half the length of the hook



3. Insert dumbbell eyes and lock in using 10-12 tight figure 8 wraps.



4. Apply drop of super glue to thread wraps over eyes.
Warning!! Hold a tissue below eyes to catch/blot excess glue.



5. Now reverse hook in vise, hook point down. Select 2 white marabou plumes, align tip ends evenly, with concave surfaces facing each other.




6. Dip plumes tip-first in water, soak, and gently squeeze out excess.



7. Measure 2.5-3 times hook shank length of marabou from tips.



8. Trim stem butts and attach to hook shank behind hook eye with several tight turns of floss.



9. Bring floss underneath hook shank and behind dumbbell eyes. Spiral three short, tight turns of floss rearwards towards hook bend and spiral back to behind eyes. Make an additional 3-4 tight turns of floss behind barbell eyes.



10. Carefully trim excess marabou behind hook eye.



11. Reverse hook, point up, in vise. Tie in Krystal Flash behind dumbbell eyes at midpoint of strands. Fold front half of Krystal Flash back towards hook point and secure with another wrap or two.



12. This is how the Krystal Flash should appear when finished.



13. Select 3-4 plumes of Shad gray marabou, align tips, and soak in water. Trim off course butt ends, leaving 2.5-3 hook-shank lengths of marabou. TIP: the shad gray marabou should be a bit longer than the white marabou, say a ¼" or so. Tie in marabou in front of dumbbell eyes with several tight turns of floss. **DO NOT TIE DOWN GRAY SHAD MARABOU BEHIND DUMBBELL EYES!!** Trim excess marabou, tie off a head and apply glue. Trim Krystal Flash ca. ¼" shorter than length of marabou.

This makes an excellent white bass streamer. Cast across and above a pool or run, do two heavy line mends to get the fly line in line with streamer, and allow streamer to sink. Make short twitches as line is retrieved. Take plenty of streamers as they will get broken off and/or hooked on underwater structure (or large carp!) If water has serious depth, add a split shot or two to the leader ca. 18" above streamer. Can also be fished with sink tip lines. A great streamer for the East Fork of the Whitewater above Brookville Lake.